

**PRODUCT
DEVELOPMENT
PROCESS**



**& PRIVATE
LABEL**

**S
Y
O
T**

FLOW TOY STEPS


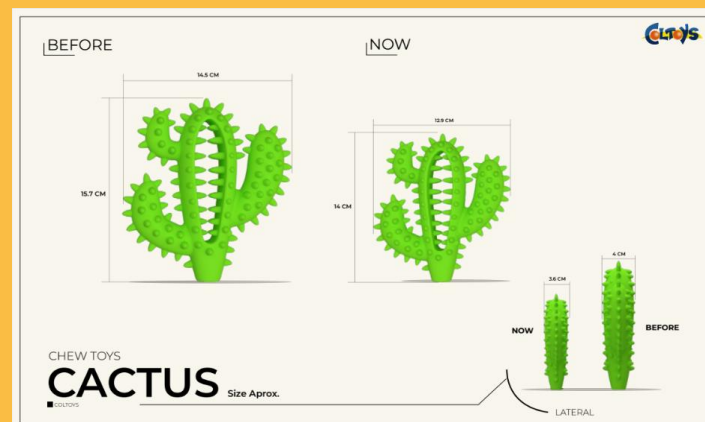
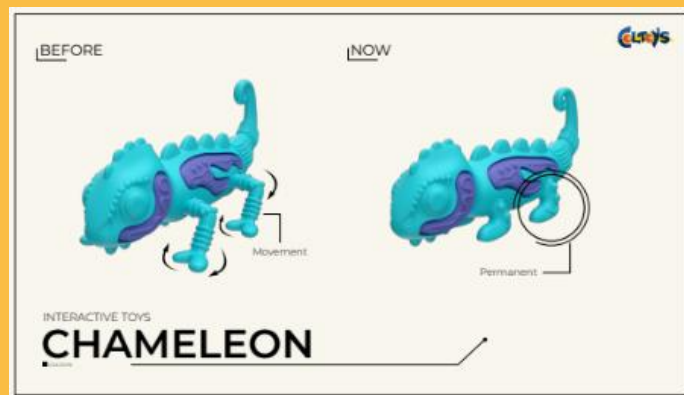
- **IDEA: Render**
- **MVP PRODUCT: 3D Impression**
- **TEST MOLD: Production line**
- **PRODUCTION MOLD: 2 or 4 cavities**

** MVP: Minimum viable product

FOUR STEPS

STEP 1

IDEA: RENDER



Weight and dimensions happens in this step ...

Cactus: 135 Gr. Approx.

Octopus: 127 Gr. Approx.

Chameleon: 120 Gr. Approx

EXAMPLE

STEP 2

MVP: 3D IMPRESSION



Resin models

Fully handcrafted by professional experts



EXAMPLE


STEP 4

PRODUCTION MOLD:



PRODUCT READY

It is the versión the market will see



EXAMPLE